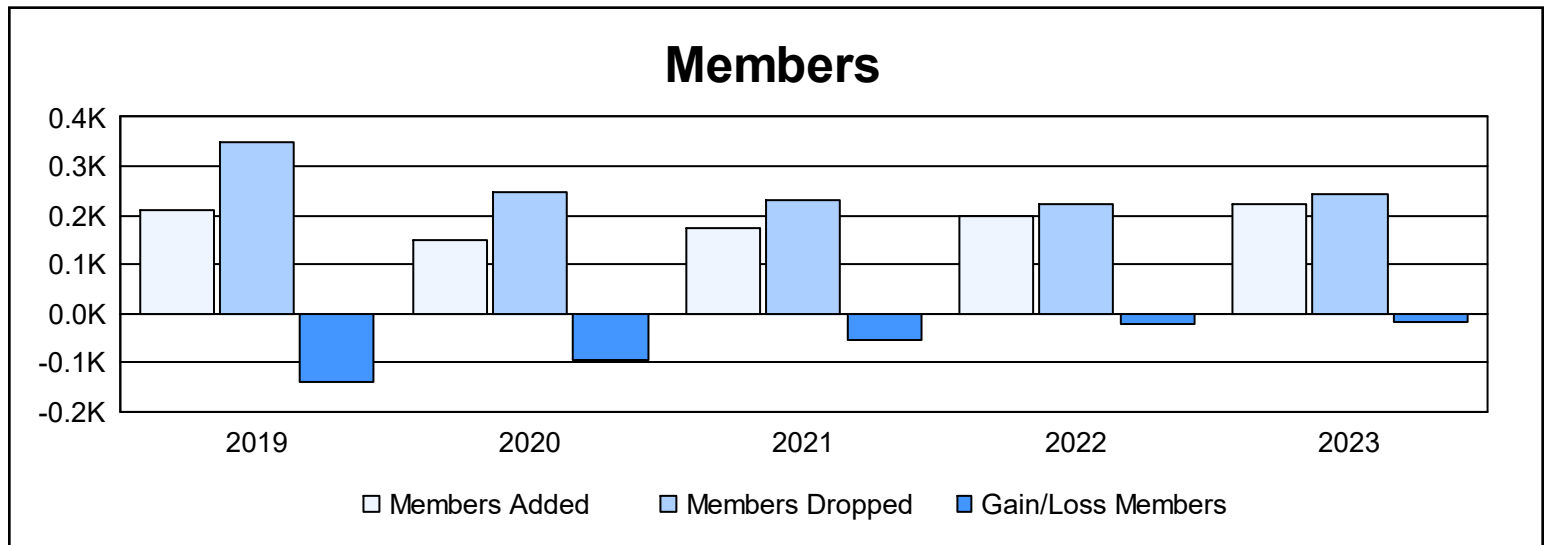
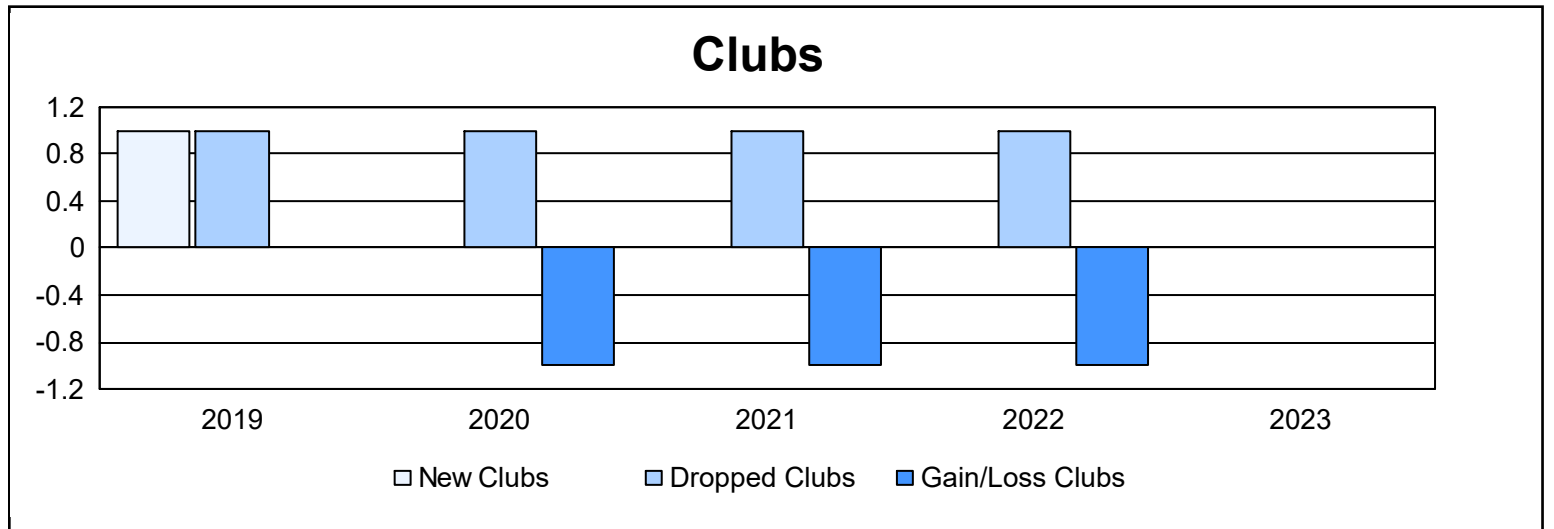
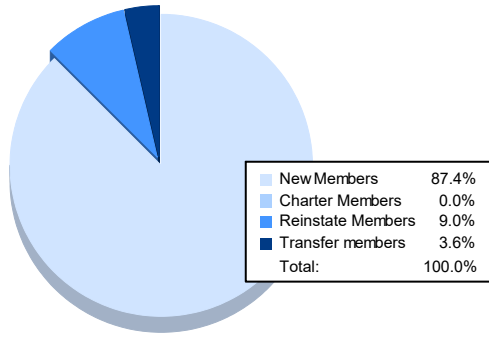


| Year | New Clubs | Dropped Clubs | Gain/ Loss Clubs | New Members | Charter Members | Reinstate Members | Transfer Members | Total Member Added | Total Members Dropped | Gain/ Loss Members |
|----------------|-----------|---------------|------------------|-------------|-----------------|-------------------|------------------|--------------------|-----------------------|--------------------|
| 2018-2019 | 1 | 1 | 0 | 162 | 24 | 14 | 10 | 210 | 349 | -139 |
| 2019-2020 | 0 | 1 | -1 | 136 | 3 | 6 | 6 | 151 | 247 | -96 |
| 2020-2021 | 0 | 1 | -1 | 161 | 2 | 6 | 4 | 173 | 229 | -56 |
| 2021-2022 | 0 | 1 | -1 | 182 | 3 | 10 | 4 | 199 | 221 | -22 |
| 2022-2023 | 0 | 0 | 0 | 195 | 0 | 20 | 8 | 223 | 242 | -19 |
| Average | 0 | 1 | -1 | 167 | 6 | 11 | 6 | 191 | 258 | -66 |



Membership Composition June 2023 Cumulative



Gender Composition June 2023 Cumulative

